

Action 3NG

GREATER DRIVING PERFORMANCE



The Action 3NG manual wheelchair offers a sleek and stylish chair for everyday use. Delivering outstanding drive performance with new lightweight options for individuals with a more active lifestyle. Highly functional yet elegantly designed the Action 3NG wheelchair is a lightweight chair offering a vast range of options.



Yes, you can.®

Making Life's
Experiences Possible



Action 3NG

Adaptable and modular, the Action®3NG accommodates progressive changes in user needs. It is also simple to refurbish, with a wide range of options.

With a low transfer weight the Action®3NG is easy to fold and to dismantle, making it easily transportable in a small car.

Features



Brake and Brake extension. Fold the brakehandle for easier side transfers.



Action 3NG Lever Drive.

























20 rear wheel positions.



Magnesium castor attachment.

Tech Specs

 <p>Seat width 38 / 40.5 / 43 / 45.5 / 48 / 50.5 cm</p>	 <p>Seat depth 40 / 45 / 50 cm</p>	 <p>Seat angle 0° / 3° / 6°</p>	 <p>Seat height 36 / 38.5 / 41 / 43.5 / 46 / 48.5 / 51 cm</p>	 <p>Backrest angle 32.5 - 51 cm</p>	 <p>Backrest height 32.5 - 51 cm</p>	 <p>Front frame angle 80° / 0 - 80° / 90°</p>	 <p>Length of footrests 20 - 40 / 30 - 46 / 44 - 5 cm</p>
 <p>Armrest height 20 - 28 / 24 / 17 - 30 / 21 - 35 mm</p>	 <p>Driving unit width Seat width + 19/16cm</p>	 <p>Total folded width 29.5/26cm</p>	 <p>Total length including footrests 95 - 117 cm</p>	 <p>Total length excluding footrests 71 - 96 cm</p>	 <p>Total height 82 - 105 cm</p>	 <p>Max. safe slope 7°</p>	 <p>Turning radius 87cm</p>
 <p>Max. user weight 125 kg</p>	 <p>Total weight from 13/13.5' kg</p>	 <p>Mass of the heaviest part, from 7.1/10.3' kg</p>	 <p>Crash Test Approved Fulfills the requirements of ISO 7176-19</p>	 <p>ADD-ON DRIVE COMPATIBLE alber 1. Transit version</p>	 <p>CRASH TESTED</p>		

FOR FURTHER INFORMATION:

New Zealand: Freephone 0800 468 222, email sales@invacare.co.nz or visit www.invacare.co.nz
Australia: Freephone 1800 460 460, email orders@invacare.com.au or visit www.invacare.com.au

All rights reserved. All information quoted is believed to be correct at time of publication. Invacare reserves the right to alter product specifications without prior consent. 05/2024



Yes, you can.®